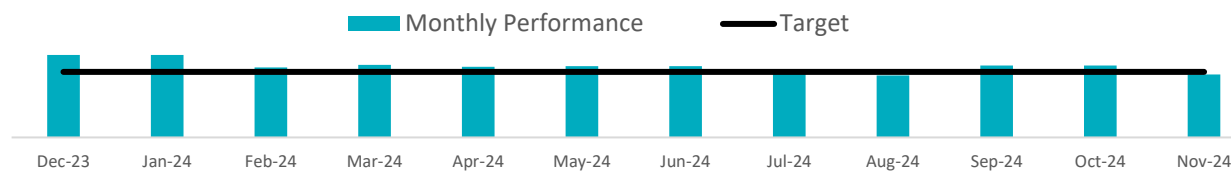


Current as of March 10 2025

ED Admitted Length of Stay

90th Percentile Emergency Department Admitted Length of Stay

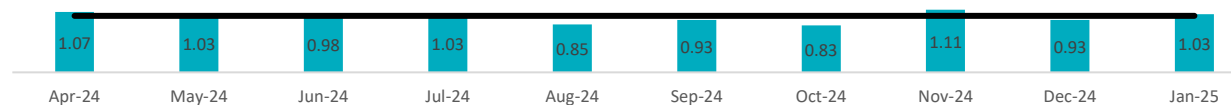
Note: Reporting is from Dec 23-Nov 24, and this indicator is now closed



ALC Throughput

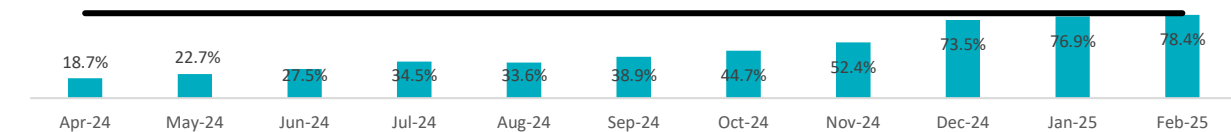
ALC throughput rate

Note: Reporting is from Apr 24-Mar 25.



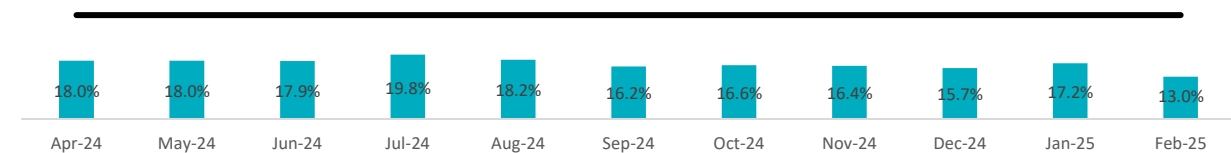
EDIB: Improve Cultural Competency through Training

Rate of staff and leaders completing mandatory cultural competency training



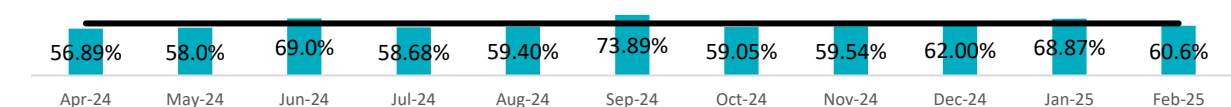
EDIB: Improve Day Surgery Health Equity Questionnaire Rates

Rate of Day Surgery Patients (adults) completing the Health Equity Questionnaire



Patient Satisfaction

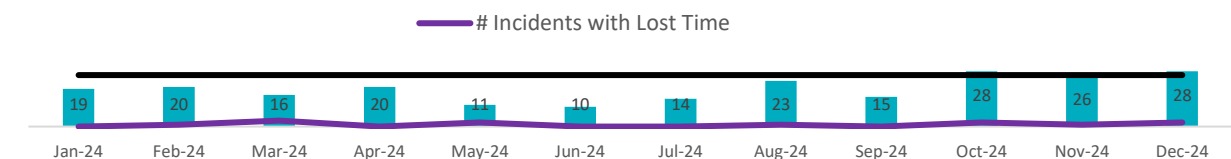
% of top box responses ("Completely") to the question "Did you receive enough information from hospital staff about what to do if you were worried about your condition or treatment after you left the hospital"? All survey respondents discharged from MED & SUR.



Workplace Violence and Prevention

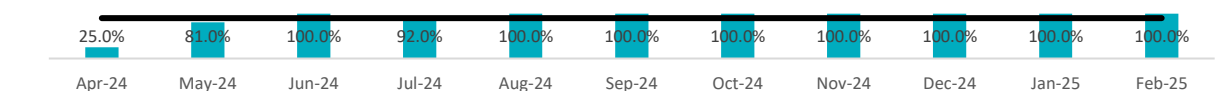
Number of workplace violence incidents reported by hospital workers (as by defined by OSHA) within a 12-month period.








Note: Reporting is from Jan 24-Dec 24, and this indicator is now closed



Restraint Use in Inpatient Mental Health Services

% restraint events in inpatient mental health that have been audited by leadership within 72 hours.



Baseline	Target	YTD	Target
28.6	≤26.8	29.1 (DEC-NOV 24)	
1.03	>1.00	0.98 (APR-JAN 25)	
N/A (new metric)	≥ 80%	87% (APR-FEB)	
22%	≥ 32%	17.0% (APR-FEB)	
60.2%	≥63.3%	61.63% (APR-FEB)	
17.1	≥18 /month ≥216 /year	19.17 /MONTH 230/year (JAN-DEC 24)	
N/A	≥90%	91.5% (APR-FEB)	

Legend

Forecasted to Achieve

At Risk

Forecasted to NOT Achieve