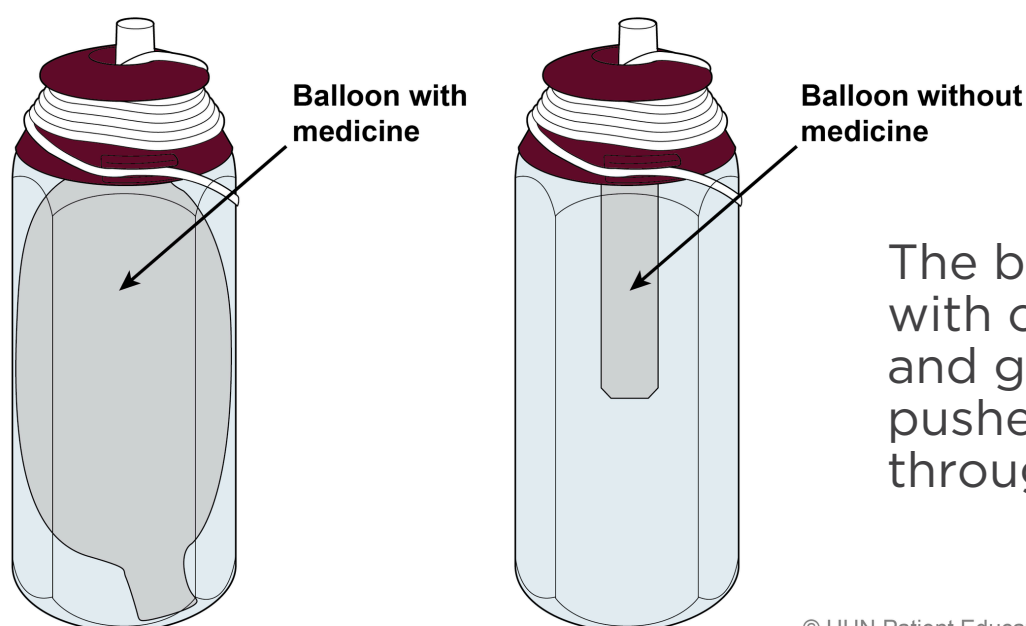


# Infusor Bottle Care

## Information for Patients on Cancer Treatment

Your cancer treatment includes a bottle of chemotherapy medication connected to your central line. This medication will infuse over a specific number of hours on its own. It does not need a battery or programming.



The balloon is filled with chemotherapy and gets smaller as it pushes the medication through the tubing.

© UHN Patient Education

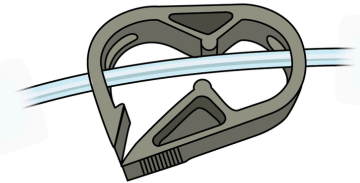
### Your bottle will infuse over:

- 46 hours
  - If your medication finishes in less than 41 hours, call the Clinic Nurse or the After-Hours Symptom Management Line
- 24 hours
  - If your medication finishes in less than 20 hours, call the Clinic Nurse or the After-Hours Symptom Management Line
- Other: \_\_\_\_\_

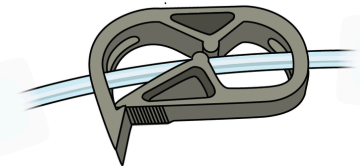
The white valve or cap should always be **taped on your skin**. This controls the flow of your medication.

- Check the balloon 6-8 hours after the bottle is connected to make sure it is getting smaller
- The clamp on your central line should always be open
- Do not twist or bend the tubing
- Keep the infusor away from water, children, pets, and direct sunlight
- When sleeping, keep the bottle at the same level as your chest
- Keep the bottle on your side or under your pillow when sleeping

How to check if your IV clamp is open or closed



Clamp is open



Clamp is closed

© UHN Patient Education

## What if the medication spills on my skin?

- Wash the area with soap and warm water for 15 minutes

## What if the medication spills on my clothes?

- Put on gloves, take off clothes, wash clothes separately from other laundry, and shower

## What if the medication spills into my eyes?

- Flush your eyes with cool water for 10-15 minutes

**Call the Clinic Nurse or After-Hours Symptom Management line if you see any leaks from the bottle.**