

# Cerner/Citrix VPN Setup Instructions

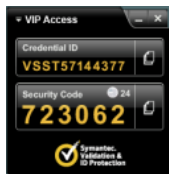
Two options are available for accessing Citrix/Cerner applications remotely:

**Option 1** – Directly log in to the Citrix Application Storefront. This option allows you to access the Cerner applications while maintaining connectivity to your personal/home network.

**Option 2** – Access the Citrix Application Storefront when already connected to Full VPN Access. This option allows you to access the Cerner applications while maintaining connectivity to the hospital network as though you are on-premise.

## Option 1 – Direct Log In

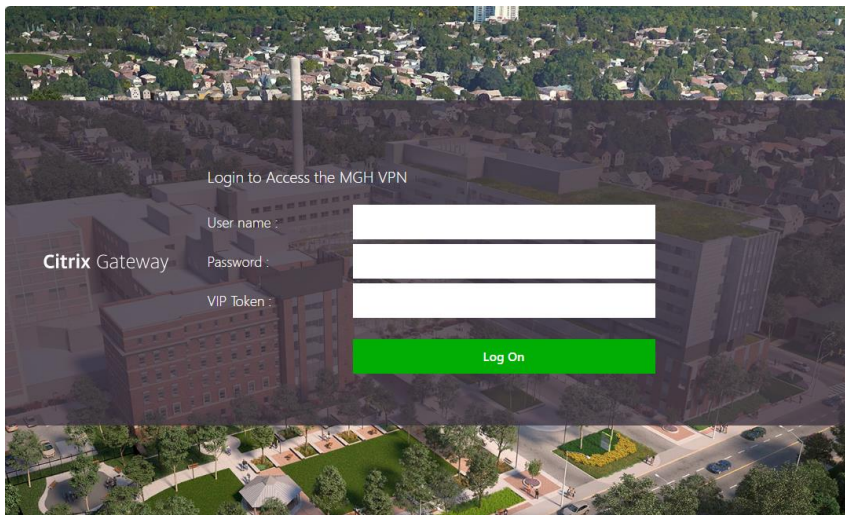
1. Open up the Symantec VIP Access application either on your phone or computer.



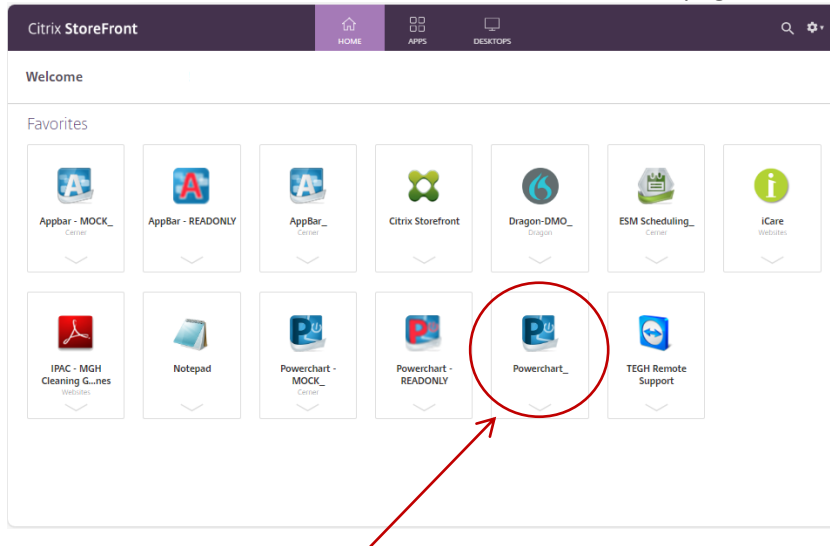
2. Open a web browser (*see below for compatible browsers\**) and go to the following website:

<https://citrix.tehn.ca>

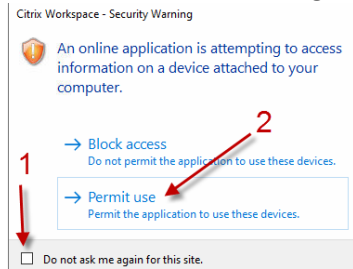
3. Enter your MGH user ID in the first box, MGH password in the second box and your Symantec VIP rotating security code in the third box. Click the 'Log On' button.



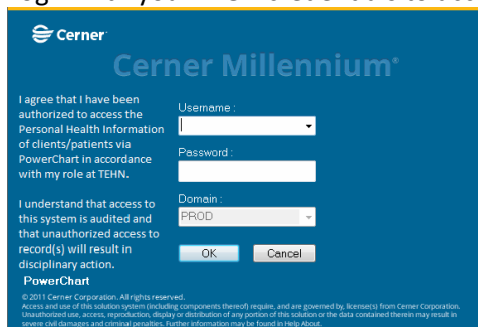
4. You will then be redirected to the NEW Citrix StoreFront page.



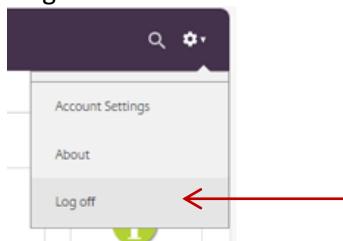
5. Click on the Powerchart icon.
6. Click on “Do not ask me again for this site” and then Permit Use, if accessing for the first time.



7. Login with your MGH credentials to access Powerchart.

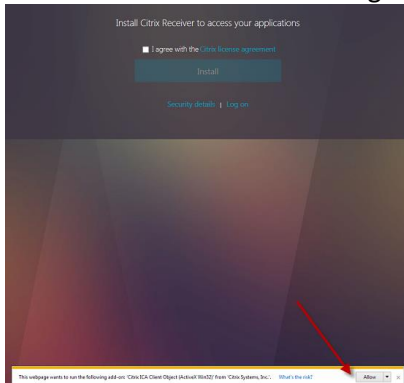


8. Once you are done using Citrix Storefront, select Settings icon in the top-right corner and click ‘Log off’

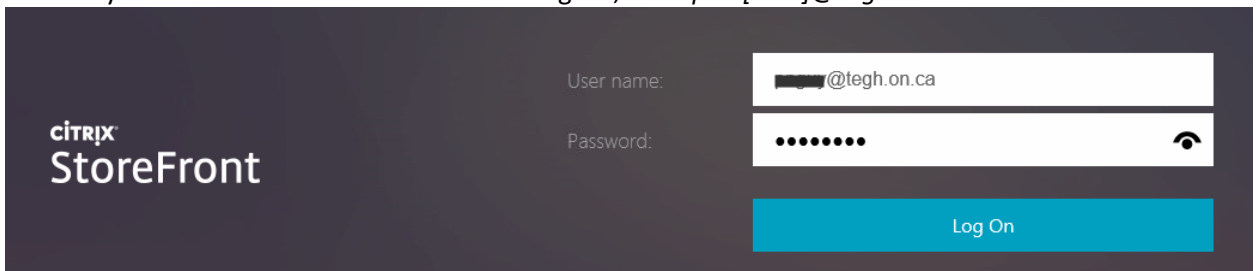


## Option 2 – Log In when connected to Full VPN Access

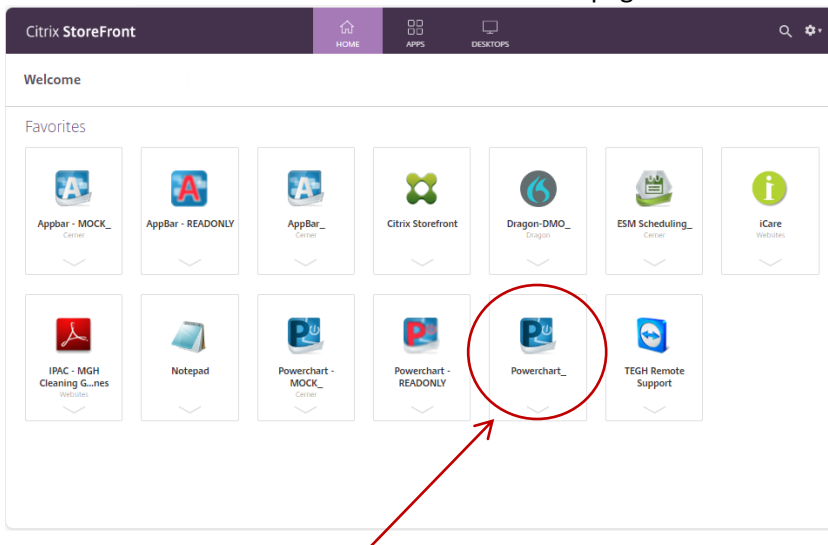
1. First log into MGH Full VPN <https://vpn.tehn.ca> (see [MGH Full VPN Setup Instructions](#) for details)
2. Once you are on Full VPN, open a web browser window and go to the following website: <https://storefront.tehn.ca>
3. Click on Allow at the bottom right if this is your first time



4. Enter in your MGH credentials then click on Log On, example: [user]@tegh.on.ca

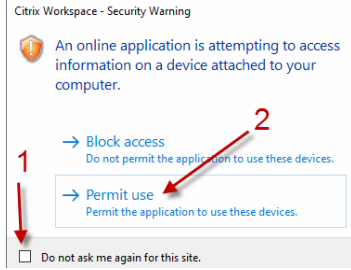


5. You will then be directed to the Citrix StoreFront page.

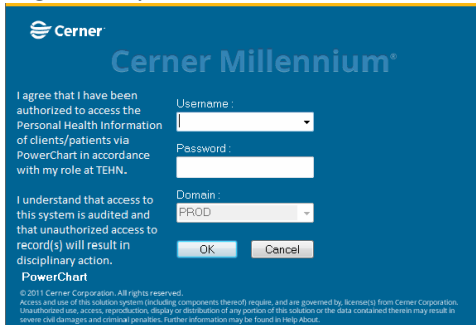


6. Click on the Powerchart icon.

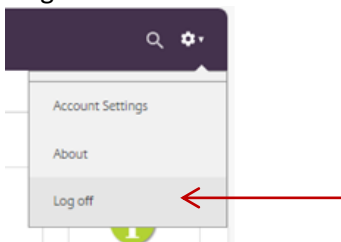
7. Click on “Do not ask me again for this site” and then Permit Use, if accessing for the first time.



8. Login with your MGH credentials to access Powerchart.



9. Once you are done using Citrix Storefront, select Settings icon in the top-right corner and click 'Log off'



\* **Compatible web browsers (latest stable releases):**

- [Microsoft Internet Explorer 11](#)
- [Microsoft Edge 13](#)
- [Mozilla Firefox](#) (recommended)
- [Apple Safari](#)